










# Before and After

<p>Sew the button</p> 	<p>Squeeze the tube to get lotion</p> 	<p>Wash your hands</p> 
		
 <p>you thread the needle.</p>	 <p>you rub it on your skin.</p>	 <p>you dry your hands with a towel.</p>

# Task Cards



An aid to producing complex sentences



## Before and After Task Cards

I made these cards so that students could use them in small group activities or targeted practice. They were made for students in 3rd through 6th grade. They would make good draw cards for a game. I have used invisible ink pens to write the answers in the blue square. Students find this very motivating and it makes them self checking.

The card set consists of 6 pages with 6 cards on each page for a total of 36 cards. The cards are 5 1/2 inches tall by 3 inches wide. They are best if printed on card stock. Cut on the dark horizontal black line and then the vertical lines. These cards instill the 1st and then concept by using natural sequences in everyday life.

Each card has a top and bottom section. Students read the top portion of the card and then decide if before or after goes into the blue frame to complete the lower portion and form a complete sentence. The “before” sentence cards have a corresponding card that requires an “after” using the same pictures. Students will have to think it through and not just remember the pictures.

These cards are also part of my Complex Sentence Development Bundle which includes: Comprehension of Complex Sentences, Sentence Sequences, and Before and After.

















- Please visit my blog site “In Spontaneous Speech” <https://www.inspontaneousspeech.com> to find out more information on how to use my products, and trial products.
- Visit my TPT store <https://www.teacherspayteachers.com/Store/The-Spontaneous-Speech-Spot> to make comments, or like my products.
- Please consider following me on teachers pay teachers to receive notifications of new products or changes to current products

I hope this product meets your needs.

Sincerely,

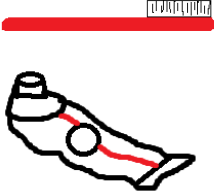








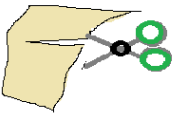










# Before and After Task Cards

<p>You wash your hands</p> 	<p>Put on your socks</p> 	 <p>You dig a hole in the ground.</p>
  <p>you eat.</p>	  <p>your shoes.</p>	  <p>plant the seeds</p>
<p>You eat</p> 	 <p>Talk in class</p>	 <p>Rub lotion on your skin</p>
  <p>you wash your hands</p>	  <p>your name is called</p>	  <p>you squeeze it from the tube</p>





















# Before and After Task Cards

<p>Brush your teeth</p> 	<p>Put on your shoes</p> 	<p>Plant the seeds</p> 
  <p>you eat.</p>	  <p>your socks.</p>	  <p>you dig a hole in the ground.</p>
 <p>Cut the paper</p>	<p>Cross the street</p> 	<p>Look for traffic</p> 
  <p>you measure it.</p>	 <p>you look for traffic.</p> 	  <p>you cross the street.</p>



# Before and After Task Cards

<p>Pour a glass of water</p> 	<p>Unlock the door</p> 	<p>Get a book off the shelf</p> 
  <p>you drink it.</p>	  <p>you open it.</p>	  <p>you check it out of the library.</p>
<p>Check a book out from the library</p> 	<p>Open the door</p> 	<p>Drink a glass of water</p> 
  <p>you get it off the shelf.</p>	  <p>you unlock it.</p>	  <p>you pour it.</p>

# Thank you for your purchase

## Please give feedback

Please leave feedback and earn credits for future purchases at TPT.

Follow me for information of future products at

<https://www.teacherspayteachers.com/Store/The-Spontaneous-Speech-Spot>

If you have any questions or concerns, please contact me before giving feedback. I use this information to make corrections and make products better for everyone.

You can contact me at [cindymontalbano25@gmail.com](mailto:cindymontalbano25@gmail.com)

I also have a blog you may be interested in viewing to get tips and free trials of products. It is at <https://inspontaneousspeech.com/>

## Terms of Use

Purchasing this product allows the original purchaser to copy and use for students in your classroom or on your caseload. It does not allow you to copy and redistribute to others. It does not allow you to upload it to the internet or other website for free down loads. You may buy multiple licenses at a reduced fee at my store. I appreciate your referrals.

*Clip art was created by me or in some cases obtained from [openclipart.org](http://openclipart.org) which is free for commercial use.*

