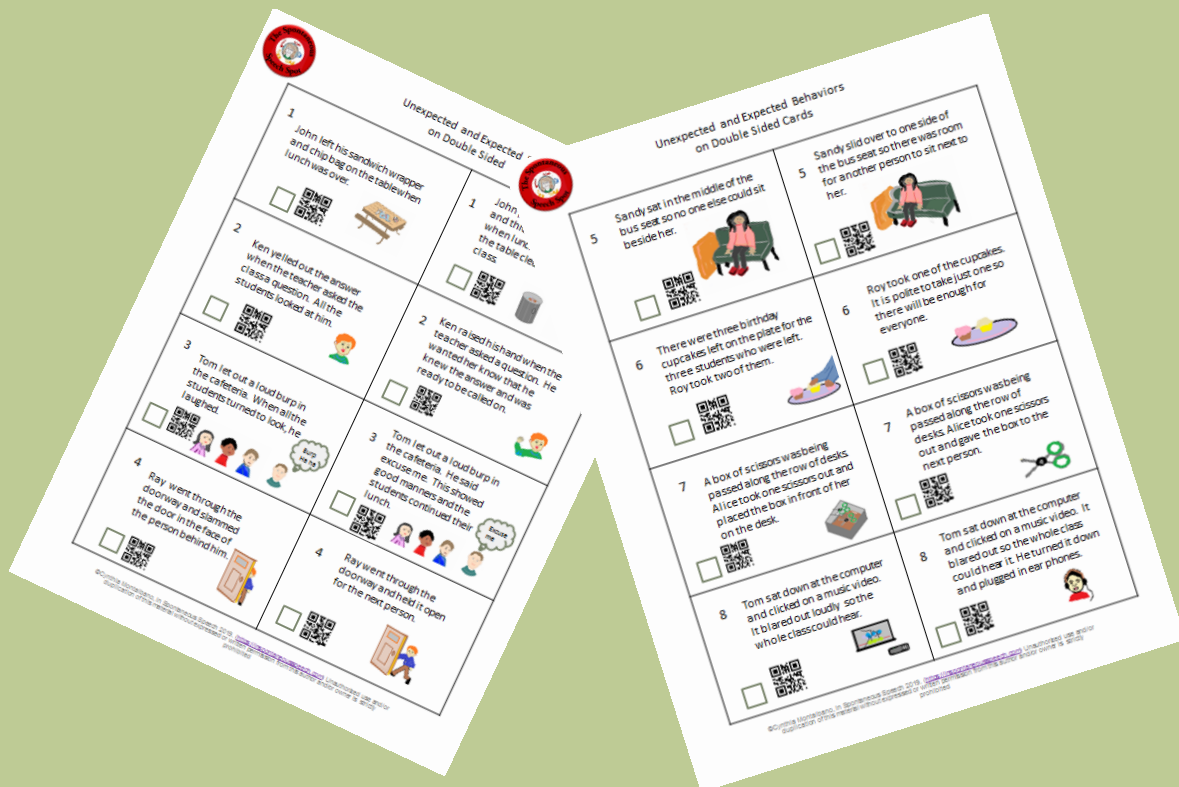




# Unexpected and Expected Behaviors

Double Sided Task Cards with Self Checking QR code feature.





## Unexpected and Expected Behavior Task Cards

I use Michelle Garcia Winner's Social Thinking® curriculum with many of my students. One of the concepts that is explored in this curriculum is "I have thoughts about you and you have thoughts about me." In other words, people are always thinking about each other and they may have comfortable thoughts about us or uncomfortable thoughts depending on our actions. This may affect how they treat us in the future. People want to be with people they are comfortable with and have good thoughts about. They may avoid those that don't make them feel comfortable. Therefore being able to tell the difference between what is expected behavior in given situations and what is unexpected can help us when making and keeping our friends. You can find more information on her concepts at <http://www.socialthinking.com/>

I made these task cards to review actions that students may do or observe others do. They are two sided with an unexpected behavior on one side and a matching expected behavior on the other side. Students can sort them and check answers, They can talk about how the actions make them feel. If the unexpected is presented first, students can talk about what they think the expected behavior would be on the other side.

In this packet, there are 28 expected cards and 28 matching unexpected cards side by side. Print the cards out on cardstock. They are meant to be cut on the horizontal lines and folded back on the vertical line to make a two-sided card. You can either glue them or laminate them shut. The cards are 2 ¼ inches by 3 ½ inches when folded. I deliberately didn't identify the sides. Each card has a box that you can write a U or E in with a UV light pen and students can light the answer up. I also put a QR code for those who prefer that option. When scanned it will read expected or unexpected to correspond to the side. Bar code readers can be downloaded for most smart phones in the App store of the device. I found students are motivated when they can find a secret answer.

This set is part of my Social Skills bundle. If you purchase this set with the bundle, you will get a duplicate copy.

Sincerely,



















*Cindy Montalbano*

©Cynthia Montalbano, In Spontaneous Speech 2019.

(<https://inspontaneousspeech.com>) Unauthorized use and/or duplication of this material without expressed or written permission from this author and/or owner is strictly prohibited



# Unexpected and Expected Behaviors on Double Sided Cards

<p>1 John left his sandwich wrapper and chip bag on the table when lunch was over.</p> <div style="display: flex; align-items: center; gap: 20px;"> <input type="checkbox"/>   </div>	<p>1 John picked up all his wrappers and threw them in the trash when lunch was over. This left the table clean for the next class.</p> <div style="display: flex; align-items: center; gap: 20px;"> <input type="checkbox"/>   </div>
<p>2 Ken yelled out the answer when the teacher asked the class a question. All the students looked at him.</p> <div style="display: flex; align-items: center; gap: 20px;"> <input type="checkbox"/>   </div>	<p>2 Ken raised his hand when the teacher asked a question. He wanted her know that he knew the answer and was ready to be called on.</p> <div style="display: flex; align-items: center; gap: 20px;"> <input type="checkbox"/>   </div>
<p>3 Tom let out a loud burp in the cafeteria. When all the students turned to look, he laughed.</p> <div style="display: flex; align-items: center; gap: 20px;"> <input type="checkbox"/>    </div>	<p>3 Tom let out a loud burp in the cafeteria. He said excuse me. This showed good manners and the students continued their lunch.</p> <div style="display: flex; align-items: center; gap: 20px;"> <input type="checkbox"/>    </div>
<p>4 Ray went through the doorway and slammed the door in the face of the person behind him.</p> <div style="display: flex; align-items: center; gap: 20px;"> <input type="checkbox"/>   </div>	<p>4 Ray went through the doorway and held it open for the next person.</p> <div style="display: flex; align-items: center; gap: 20px;"> <input type="checkbox"/>   </div>



## Unexpected and Expected Behaviors on Double Sided Cards

5

Sandy sat in the middle of the bus seat so no one else could sit beside her.



5

Sandy slid over to one side of the bus seat so there was room for another person to sit next to her.



6

There were three birthday cupcakes left on the plate for the three students who were left. Roy took two of them.



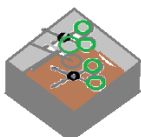
6

Roy took one of the cupcakes. It is polite to take just one so there will be enough for everyone.



7

A box of scissors was being passed along the row of desks. Alice took one scissors out and placed the box in front of her on the desk.



7

A box of scissors was being passed along the row of desks. Alice took one scissors out and gave the box to the next person.



8

Tom sat down at the computer and clicked on a music video. It blared out loudly so the whole class could hear.



8

Tom sat down at the computer and clicked on a music video. It blared out so the whole class could hear it. He turned it down and plugged in ear phones.

