

It's How You Say It

Social Communication Cards

Cards

It's How You Say It / Social Communication Cards

<p>1. You want to ask the teacher a question but /ack is already at her desk talking. How do you get the teacher's attention?</p>	<p>5. Wait until the student is done talking. Raise your hand or walk up to the desk and wait your turn.</p>
<p>2. How do you let the teacher know the work is too difficult and you need his help?</p>	<p>6. Raise your hand for help. Tell the teacher you don't understand and ask if she can explain it a different way.</p>
<p>3. How do you let your teacher know you need to take a break?</p>	<p>7. Your teacher may have a class rule like raising your hand or taking a break card. Ask your teacher what the rule is before class begins.</p>
<p>4. What do you say to start a conversation with a new student?</p>	<p>8. Ask a question about what school they came from or "I like to play video games. What do you like to do?"</p>

© Cynthia Montalbano, In Spontaneous Speech 2019. <https://inspontaneousspeech.com>. All rights reserved. No part of this material may be reproduced, stored in a retrieval system, or transmitted in any form or by any means, electronic, mechanical, photocopying, recording, or by any information storage and retrieval system, without the prior written permission from The Spontaneous Speech Spot.

39 scenarios with appropriate responses included



©Cynthia Montalbano, In Spontaneous Speech 2019. (<https://inspontaneousspeech.com>)
 Unauthorized use and/or duplication of this material without expressed or written permission from this author and/or owner is strictly prohibited.



It's How You Say it / Social Communication Cards

I found that most of my commercial social pragmatic cards did not have answers included. I made these cards so that students could use them in small group activities and would have an answer they could discuss. I used them with students in 3rd through 6th grade. They would make good draw cards for a game or role playing. Students need to be told that the answer is a possible answer and there may be more than one right answer.

There are 40 cards (prompt card with matching answer card) that can be printed onto cardstock. One card has been left blank for your input. Cards are 2 ½ inches by 4 ½ inches and print out on 10 sheets. The lines are cut horizontally with the middle vertical line left intact. The right answer card can then be folded behind the left prompt card. You may want to glue or laminate them together to make a sturdier card with a front and back. It is also possible to separate them and not have the answer cards attached.

16 of the cards ask "How" questions, 7 cards address conversation skills, 15 cards address self advocacy, and 4 address sarcasm or vague meanings.

These cards are also part of my social skills bundle which includes: The Size of the Problem, Bad Thing Good Thing Perspective Taking Activity, It's How You Say It, Unexpected and Expected Behavior Task Cards, and Reply to a Comment Task Cards.














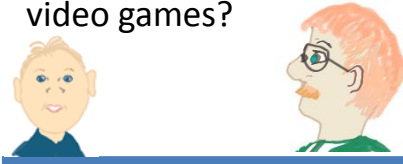


- Please visit my blog site "In Spontaneous Speech" <https://www.inspontaneousspeech.com/> to find out more information on how to use my products and download free trials.
- Visit my TPT store <https://www.teacherspayteachers.com/Store/>, to make comments, or like my products. Please consider following me on teachers pay teachers to receive notifications of new products or changes to current products. I hope this product is able to meet your need.

Sincerely,

Cindy Mantalano















It's How You Say it / Social Communication Cards

 <p>How do you know when someone wants to change the subject in a conversation?</p>  <hr data-bbox="247 531 706 540"/>	 <p>They no longer make comments on the subject. They will comment or ask a question on another topic.</p> <p>1.</p> 
 <p>How do you get someone else to talk during a conversation?</p>  <hr data-bbox="196 937 662 956"/>	 <p>You ask them a question. For example when talking about sports you can ask, "Do you play any sports?" Leave a pause so they can answer.</p> <p>2.</p> 
 <p>How do you let someone know you are interested in what they are saying.</p>  <hr data-bbox="211 1313 677 1323"/>	 <p>You look at them while they are speaking. You give short response back about what they said, and you may nod your head.</p> <p>3.</p> 
 <p>How do you ask your mom or dad if a friend can come over and play video games?</p>  <hr data-bbox="225 1700 691 1709"/>	 <p>"Dad, may my friend Joe come over to play video games? I finished my homework at school."</p> <p>4.</p> 



It's How You Say it / Social Communication Cards

<p>5.</p> <p> You want to ask the teacher a question but Jack is already at her desk talking. How do you get the teacher's attention?</p> <p></p> <hr/>	<p>5.</p> <p></p> <p>Wait until the student is done talking. Raise your hand so the teacher notices you or walk up to the desk and wait your turn.</p> <hr/>
<p>6.</p> <p> How do you let the teacher know the work is too difficult and you need his help?</p> <p></p> <hr/>	<p>6.</p> <p></p> <p>Raise your hand for help. Tell the teacher you don't understand and ask if she can explain it a different way.</p> <hr/>
<p>7.</p> <p> How do you let your teacher know you need to take a break?</p> <p></p> <hr/>	<p>7.</p> <p></p> <p>Your teacher may have a class rule like raising your hand or taking a break card. Ask your teacher what the rule is before class begins.</p> <hr/>
<p>8.</p> <p> What do you say to start a conversation with a new student?</p> <p></p> <hr/>	<p>8.</p> <p></p> <p>Ask a questions about what school they came from or what they like to do. "I like to play video games. What do you like to do?"</p> <hr/>

Thank you for your purchase

Please give feedback

Please leave feedback and earn credits for future purchases at TPT.

Follow me for information of future products at <https://www.teacherspayteachers.com/Store/The-Spontaneous-Speech-Spot>

If you have any questions or concerns, please contact me before giving feedback. I use this information to make corrections and make products better for everyone.

You can contact me at cindymontalbano25@gmail.com

I also have a blog you may be interested in viewing to get tips and free trials of products. It is at <https://inspontaneousspeech.com/>

Terms of Use

Purchasing this product allows the original purchaser to copy and use for students in your classroom or on your caseload. It does not allow you to copy and redistribute to others. It does not allow you to upload it to the internet or other website for free down loads. You may buy multiple licenses at a reduced fee at my store. I appreciate your referrals.

Clip art was created by me or in some cases obtained from openclipart.org which is free for commercial use.

