


Sentence Sequences

For Complex Sentence
Development & Comprehension



© Cynthia Montalbano, In Spontaneous Speech, 2009. (inspontaneousspeech.com) Unauthorized use and/or duplication of this material without express and written permission from this blog's author and/or owner is strictly prohibited.



Sentence Sequences for Complex Sentence Development

These cards may be used for two different therapy activities. On the red diamond side, the students are instructed to use the main ideas of the three given sentences to form one complex sentence using connecting words such as; and, so, but, because, before, after, when, while, that, and then. They are not to use the same connecting words more than once in a single sentence. You may need to instruct students to replace parts of the sentence with pronouns to reduce duplication in the sentence. In order to do this activity, the student will need to consider which information is important, hold information into memory, think about time sequence, and then manipulate the ideas into one sentence. These are prerequisite skills for note taking.

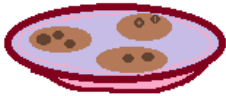





The blue arrowed side of the cards contains sentence examples from the red diamond side. The students may find the the blue arrow side contains one of the sentences they created from the red diamond side. **One of the sentences does not have the same meaning as the other two or is an incorrect use of the words.** The student is instructed to find the incorrect sentence. The answer can be checked by scanning the QR code in the lower right corner of the card or using the following answer sheet. Students can correct the error sentence for additional practice.

There are 11 card pages with 32 sets of cards and one blank that you can use to create your own. They are meant to be printed onto card stock. The cards can be double sided by not cutting the middle line. Fold the card back so that it becomes two sided. You can glue them together to make one sturdy card. You may also cut them apart for two different activities.







The QR codes are from <http://www.grstuff.com/>. They are read by scanning the symbol with a reader that can be downloaded as an app on electronic devices. Check the app store for your particular device to get a reader.

card 1	c.	card 17	b.
card 2	a.	card 18	c.
card 3	c	card 19	a.
card 4	b.	card 20	b.
card 5	b.	card 21	b.
card 6	a.	card 22	a.
card 7	c.	card 23	c.
card 8	a.	card 24	a.
card 9	b.	card 25	c.
card 10	a.	card 26	b.
card 11	c.	card 27	a.
card 12	c.	card 28	c.
card 13	b	card 29	b.
card 14	c.	card 30	a.
card 15	b.	card 31	c.
card 16	a.	card 32	a.

Sentence Sequences for Complex Sentence Development

<p>◇ 1.</p> <ol style="list-style-type: none">1. Joe had 3 cookies.2. Joe ate one.3. He had 2 left. 	<p>↓ 1.</p> <ol style="list-style-type: none">a. Joe had three cookies, but only two were left after he ate one.b. Joe had three cookies, but only two were left because he ate one.c. Before Joe ate 3 cookies, he had two left. 
<p>◇ 2.</p> <ol style="list-style-type: none">1. I threw the ball.2. The dog ran after the ball.3. The dog brought the ball back to me. 	<p>↓ 2.</p> <ol style="list-style-type: none">a. Before I threw the ball, the dog ran after it and brought it back to me.b. The dog ran after the ball I threw and then brought it back to me.c. When I threw the ball the dog ran after it and brought it back to me. 
<p>◇ 3.</p> <ol style="list-style-type: none">1. Mike rode over a board.2. The board had a nail in it.3. Mike got a flat tire. 	<p>↓ 3.</p> <ol style="list-style-type: none">a. Mike got a flat tire after he rode over a board that had a nail in it.b. After Mike rode over a board with a nail, he got a flat tire.c. When Mike's tire became flat he road over the board in the road. 

Sentence Sequences for Complex Sentence Development

<p>◇</p> <ol style="list-style-type: none">1. My cat saw a dog.2. The cat ran.3. The cat climbed up a tree.  <p>4.</p>	<p>↓</p> <ol style="list-style-type: none">a. After my cat saw a dog, he ran and climbed a tree.b. My dog ran after the cat that climbed up a tree.c. My cat ran and climbed a tree when he saw a dog.  <p>4.</p>
<p>◇</p> <ol style="list-style-type: none">1. We went to Mc Dees.2. We ordered hamburgers.3. We sat down and ate the hamburgers  <p>5.</p>	<p>↓</p> <ol style="list-style-type: none">a. While we were at Mc Dees, we ordered hamburgers, sat down, and ate them.b. We ordered hamburgers while we were at Mc Dees, and ate them before we sat down.c. After we got our order of hamburgers at Mc Dees, we sat down and ate them.  <p>5.</p>
<p>◇</p> <ol style="list-style-type: none">1. The soccer game started.2. Joe kicked the ball hard.3. He made the first goal.  <p>6.</p>	<p>↓</p> <ol style="list-style-type: none">a. Before the soccer game got started, Joe kicked the ball hard and made the first goal.b. When the soccer game started, Joe kicked the ball hard making the first goal.c. Joe kicked the ball hard and made the first goal at the start of the soccer game.  <p>6.</p>

